



Caledonian

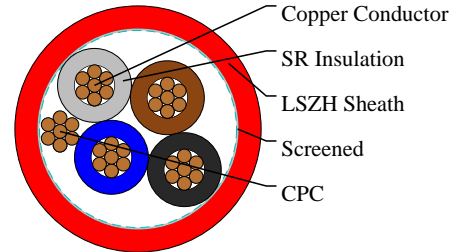

FIREFLIX Fire Resistant Power & Control Cables

www.caledonian-cables.co.uk

sales@caledonian-cables.co.uk

300/500V SR Insulated, LSZH Sheathed, Screened Power Cables to BS 7629-1 (4 Cores)

FFX200 05SOZ1-U/R PH30/PH60 (CU/SR/OSCR/LSZH 300/500V Class 1/2)



APPLICATIONS

BS 5266-1 for emergency lighting of premises.

BS 5839-1 for fire detection and fire alarm systems in and around building.

BS 5839-8 for voice alarm systems.

BS 5839-9 for emergency voice communication systems.

STANDARDS

Basic design to BS 7629-1:2015

APPROVALS

TUV Certification(B 098200 0035 Rev.00)

FIRE PERFORMANCE

Circuit Integrity	BS 6387; BS EN 50200
Flame Retardance (Single vertical wire or cable test)	IEC 60332-1-2; EN 60332-1-2
Reduced Fire Propagation (Vertically-mounted bundled wires & cables test) I	IEC 60332-3-24; EN 60332-3-24
Halogen Free	IEC 60754-1; EN 50267-2-1
No Corrosive Gas Emission	IEC 60754-2; EN 50267-2-2
Minimum Smoke Emission	IEC 61034-2; EN 61034-2

VOLTAGE RATING

300/500V

CABLE CONSTRUCTION

Conductor: Copper conductor according to BS EN 60228 class 1/2.

Insulation: Fire resistant special ceramized silicone rubber compound type EI 2 as per BS EN 50363-1.

Screened: One or more metallic or laminated metallic tape(s) shall be applied, either longitudinally or helically or a combination of both, with the metallic element in contact with the uninsulated circuit protective conductor or drain wire.



Caledonian

FIREFLIX Fire Resistant Power & Control Cables

www.caledonian-cables.co.uk

sales@caledonian-cables.co.uk

Circuit Protective Conductor: Uninsulated tinned copper conductor of the same section and class as the insulated conductors in the two, three and four cores cables.

Sheath: Extruded LSZH type LTS 3 according to BS 7655-6.1.

Insulation Option: UV resistance, hydrocarbon resistance, oil resistance, anti-rodent and anti-termite properties can be offered as option.

COLOUR CODE

4 cores+uninsulated circuit protective conductor: Brown, Blue, Black, Grey

Sheath Colour: Colours upon request.

PHYSICAL AND THERMAL PROPERTIES

Maximum temperature range during operation: 70°C

Maximum short circuit temperature (5 Seconds): 250°C

Minimum bending radius: 6 x Overall Diameter

DIMENSION AND PARAMETERS

No. of Cores × Cross-sectional Area	Conductor Class	Nominal Insulation Thickness	Nominal Sheath Thickness	Approx. Overall Diameter	Approx. Weight
No. x mm ²		mm	mm	mm	kg/km
4x2.5	1/2	0.8	1.1	12.0	242



Flame Retardancy
IEC 60332-1-2



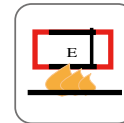
Low Smoke Emission
IEC 61034-2




Rated voltage



IEC60502-1
Standard



Circuit Integrity
BS 6387/BS EN 50200



Halogen Free
IEC 60754-1



Low Corrosivity
IEC 60754-2